


Tips and Techniques for Learning to Draw in Colored Pencil: A Comprehensive Guide

Colored pencils offer a versatile and rewarding medium for aspiring artists of all levels. Their vibrant hues, precise lines, and ability to blend seamlessly make them ideal for creating stunningly realistic or expressive artworks. Embarking on the journey of learning to draw with colored pencils can be both exciting and challenging. This comprehensive guide provides invaluable tips and techniques to help you develop your skills and achieve mastery in this captivating art form.

Before you delve into the world of colored pencil drawing, it's crucial to gather the necessary materials. Here's a list of items you'll need:

Once you have your materials, it's time to practice the fundamental techniques of colored pencil drawing.



Portfolio: Beginning Colored Pencil: Tips and techniques for learning to draw in colored pencil

by Eileen Sorg

★★★★☆ 4.2 out of 5

Language : English

File size : 38214 KB

Text-to-Speech : Enabled

Screen Reader : Supported

Enhanced typesetting : Enabled

Print length : 131 pages




As you practice these basic techniques, you'll gradually develop your skills and discover your own unique style. Here are some tips to help you along the way:

- **Study from life:** Observe the world around you and sketch real objects or scenes. This will improve your observational skills and help you understand how light, shadow, and color interact.
- **Experiment with different pencils:** Explore various brands and hardness levels of colored pencils to find the ones that suit your style and subject matter.
- **Practice blending:** Mastering the art of blending is essential for creating smooth transitions and adding depth to your drawings. Experiment with different blending tools and techniques.
- **Pay attention to values:** Accurately capturing the values (light and dark tones) of your subject is crucial for creating realistic and visually appealing drawings.
- **Don't be afraid to make mistakes:** Drawing in colored pencil involves a lot of trial and error. Embrace your mistakes and learn from them to improve your technique.

For inspiration and guidance, there are numerous resources available to aspiring colored pencil artists:

Learning to draw in colored pencil is a journey that requires patience, practice, and a love of art. By following the tips and techniques outlined in this guide,あなたは 着実にスキルを向上させ、印象的かつ魅力的な作品を生み出すでしょう。 Embrace the process, experiment with different approaches, and let your imagination soar. With dedication and

perseverance, you will master the art of colored pencil drawing and create captivating works of art that will inspire and delight both you and others.




Portfolio: Beginning Colored Pencil: Tips and techniques for learning to draw in colored pencil

by Eileen Sorg

★★★★☆ 4.2 out of 5

Language : English
File size : 38214 KB
Text-to-Speech : Enabled
Screen Reader : Supported
Enhanced typesetting : Enabled
Print length : 131 pages



Chris Hogan: The Everyday Millionaire Who Shares His Secrets to Financial Success

Chris Hogan is an Everyday Millionaire who shares his secrets to financial success. He is the author of the bestselling book "Everyday Millionaires," which has sold over 1...



The True Story of Genius, Betrayal, and Redemption

In the annals of science, there are countless stories of brilliant minds whose work has changed the world. But there are also stories of...