


Tips, Tricks, Tools, and Techniques to Start and Sustain Your Voiceover Career

Voiceover acting is a great way to earn extra income or start a new career. It's a versatile field that allows you to work from home, set your own hours, and be your own boss. However, getting started in voiceover can be a challenge. With the right tips, tricks, tools, and techniques, you can make your voiceover dreams a reality.



V-Oh!: Tips, Tricks, Tools and Techniques to Start and Sustain Your Voiceover Career by Marc Cashman

★★★★☆ 4.8 out of 5

Language : English
File size : 754 KB
Text-to-Speech : Enabled
Screen Reader : Supported
Enhanced typesetting : Enabled
Word Wise : Enabled
Print length : 230 pages
Lending : Enabled



Tips for Starting Your Voiceover Career

1. **Get training.** The best way to learn the basics of voiceover acting is to get training from a professional. There are many different voiceover training programs available, both online and in-person. Choose a program that fits your needs and budget.

2. **Build a portfolio.** Once you've completed your training, it's time to start building your portfolio. This is a collection of your best voiceover work that you can share with potential clients. Your portfolio should include a variety of different types of voiceover work, such as commercials, narration, audiobooks, and podcasts.
3. **Network.** Networking is essential for any voiceover actor. Attend industry events, meet with casting directors, and join online voiceover communities. The more people you know, the more likely you are to get work.
4. **Market yourself.** Once you have a portfolio and a network, it's time to start marketing yourself. Create a website, set up social media profiles, and join online voiceover marketplaces. The more visible you are, the more likely you are to get noticed by potential clients.

Tricks for Sustaining Your Voiceover Career

1. **Stay up-to-date on industry trends.** The voiceover industry is constantly changing, so it's important to stay up-to-date on the latest trends. Read industry blogs, attend webinars, and network with other voiceover actors to learn about the latest changes in the field.
2. **Be persistent.** Voiceover acting is a competitive field, so it's important to be persistent. Don't get discouraged if you don't get your first job right away. Keep auditioning and marketing yourself, and eventually you will find success.
3. **Be professional.** When you're working as a voiceover actor, you're representing yourself as a professional. Always be on time for your auditions and recording sessions, and be prepared to deliver a high-

quality performance. Your professionalism will help you build a good reputation in the industry.

4. **Have fun!** Voiceover acting should be enjoyable, so make sure you're having fun. If you're not enjoying yourself, it will be difficult to sustain your career in the long run.

Tools for Voiceover Actors


- **Microphone.** A good microphone is essential for recording high-quality voiceovers. There are many different types of microphones available, so choose one that fits your budget and needs.
- **Recording software.** You'll need recording software to record and edit your voiceovers. There are many different software programs available, both free and paid. Choose a program that is easy to use and produces high-quality recordings.
- **Acoustic treatment.** Acoustic treatment can help to improve the quality of your recordings by reducing noise and reverb. There are many different types of acoustic treatment available, so choose one that fits your budget and needs.
- **Voiceover booth.** A voiceover booth can help to create a professional recording environment. Voiceover booths are available in a variety of sizes and prices, so choose one that fits your needs.

Techniques for Voiceover Actors

- **Vocal warm-ups.** Vocal warm-ups are important for preparing your voice for recording. There are many different vocal warm-ups available, so find one that works for you.

- **Microphone technique.** Microphone technique is important for getting the best possible sound quality from your recordings. There are many different microphone techniques available, so experiment until you find one that works for you.
- **Breathing technique.** Breathing technique is important for controlling your vocal cords and projecting your voice. There are many different breathing techniques available, so find one that works for you.
- **Articulation.** Articulation is important for ensuring that your words are clear and understandable. There are many different articulation exercises available, so find one that works for you.
- **Pacing.** Pacing is important for keeping your recordings interesting and engaging. There are many different pacing techniques available, so experiment until you find one that works for you.

Voiceover acting is a great way to earn extra income or start a new career. With the right tips, tricks, tools, and techniques, you can make your voiceover dreams a reality. Remember to be persistent, professional, and have fun. With hard work and dedication, you can achieve success in the voiceover industry.




V-Oh!: Tips, Tricks, Tools and Techniques to Start and Sustain Your Voiceover Career by Marc Cashman

★★★★☆ 4.8 out of 5

Language	: English
File size	: 754 KB
Text-to-Speech	: Enabled
Screen Reader	: Supported
Enhanced typesetting	: Enabled
Word Wise	: Enabled
Print length	: 230 pages
Lending	: Enabled


FREE

DOWNLOAD E-BOOK



Chris Hogan: The Everyday Millionaire Who Shares His Secrets to Financial Success

Chris Hogan is an Everyday Millionaire who shares his secrets to financial success. He is the author of the bestselling book "Everyday Millionaires," which has sold over 1...



The True Story of Genius, Betrayal, and Redemption

In the annals of science, there are countless stories of brilliant minds whose work has changed the world. But there are also stories of...