


# The Ultimate Guide to Developing, Maintaining, and Presenting a Design Tech Portfolio

In today's competitive job market, it is more important than ever to have a strong portfolio that showcases your skills and experience. This is especially true for those in the design tech industry, where employers are looking for candidates with a proven track record of success.



## Show Case: A Guide to Developing, Maintaining, and Presenting a Design-Tech Portfolio for Theatre and Allied Fields

by Rafael Jaen

★★★★☆ 4.2 out of 5

Language : English  
File size : 100020 KB  
Text-to-Speech : Enabled  
Screen Reader : Supported  
Enhanced typesetting : Enabled  
Word Wise : Enabled  
Print length : 401 pages



A design tech portfolio is a collection of your best work that demonstrates your abilities in design, technology, and communication. It should be well-organized, visually appealing, and easy to navigate. In this guide, we will cover everything you need to know about developing, maintaining, and presenting a design tech portfolio that will help you land your dream job.

## Developing Your Portfolio

The first step in developing your design tech portfolio is to identify your target audience. Who are you trying to reach with your portfolio? Are you targeting potential employers, clients, or investors? Once you know your target audience, you can start to tailor your portfolio to their specific needs.

Once you have identified your target audience, you can start to collect your work. Include your best projects, both personal and professional. Make sure to include a variety of work that demonstrates your skills in different areas of design tech. For example, you might include projects in web design, UX design, graphic design, and front-end development.

When selecting projects for your portfolio, it is important to choose work that is high-quality and visually appealing. You want to make sure that your portfolio is a reflection of your best work and that it will impress potential employers or clients.

Once you have collected your work, you can start to organize your portfolio. There are many different ways to organize a portfolio, so choose a method that makes sense for you and your work. You might organize your portfolio by project type, by skillset, or by client. No matter how you choose to organize your portfolio, make sure that it is easy to navigate and that potential employers or clients can quickly find the information they are looking for.

## **Maintaining Your Portfolio**

Once you have developed your design tech portfolio, it is important to maintain it regularly. This means updating your portfolio with new work, removing outdated projects, and making sure that your portfolio is always

up-to-date. It is also important to make sure that your portfolio is accessible online and that it is easy for potential employers or clients to find.

There are many different ways to maintain your design tech portfolio. You can use a portfolio website, a social media platform, or a combination of both. No matter which method you choose, make sure that your portfolio is up-to-date and that it is easy for potential employers or clients to find.

## **Presenting Your Portfolio**

When it comes time to present your design tech portfolio, there are a few things you can do to make sure that you make a good impression. First, make sure that your portfolio is well-organized and easy to navigate. You want to make sure that potential employers or clients can quickly find the information they are looking for.

Second, be prepared to talk about your work in detail. You should be able to explain the design process, the technologies you used, and the results you achieved. It is also helpful to have a few stories or case studies to share that demonstrate your skills and experience.


Finally, be confident and enthusiastic when presenting your portfolio. You want to show potential employers or clients that you are passionate about your work and that you are excited to share it with them.

Developing, maintaining, and presenting a design tech portfolio is an important part of your career development. By following the tips in this guide, you can create a portfolio that will showcase your skills and help you land your dream job in the tech industry.

Here are a few additional tips for presenting your design tech portfolio:

- **Use a professional presentation template.** There are many free and paid templates available online that can help you create a polished and professional presentation.
- **Keep your presentation concise.** You don't want to overwhelm your audience with too much information. Focus on your best work and be prepared to answer questions about your projects.
- **Be prepared to talk about your work.** Be able to explain the design process, the technologies you used, and the results you achieved. It is also helpful to have a few stories or case studies to share that demonstrate your skills and experience.
- **Be confident and enthusiastic.** You want to show potential employers or clients that you are passionate about your work and that you are excited to share it with them.

By following these tips, you can create a design tech portfolio that will help you stand out from the competition and land your dream job.



## Show Case: A Guide to Developing, Maintaining, and Presenting a Design-Tech Portfolio for Theatre and

**Allied Fields** by Rafael Jaen

★★★★☆ 4.2 out of 5

Language : English

File size : 100020 KB

Text-to-Speech : Enabled

Screen Reader : Supported


Enhanced typesetting : Enabled

Word Wise : Enabled

Print length : 401 pages


FREE

DOWNLOAD E-BOOK



## Chris Hogan: The Everyday Millionaire Who Shares His Secrets to Financial Success

Chris Hogan is an Everyday Millionaire who shares his secrets to financial success. He is the author of the bestselling book "Everyday Millionaires," which has sold over 1...



## The True Story of Genius, Betrayal, and Redemption

In the annals of science, there are countless stories of brilliant minds whose work has changed the world. But there are also stories of...