

# The Ultimate Comprehensive Guide to Acing Your 1st and 2nd Round Interviews

In the competitive job market of today, stellar interviewing skills are essential for landing your dream job. The first and second interviews are crucial stages in the hiring process, and being well-prepared can significantly improve your chances of success. This comprehensive guide will provide you with a step-by-step roadmap to navigate both interviews with confidence and make a lasting impression on your potential employers.

- **Research the company:** Delve into the company's website, LinkedIn profile, and industry news to gain a deep understanding of its mission, values, products/services, and market position.
- **Practice your answers:** Anticipate common interview questions and prepare well-thought-out and tailored responses that highlight your skills, experience, and fit for the role.
- **Dress professionally:** First impressions matter. Choose attire that is appropriate for the company culture and the job you're applying for.
- **Arrive on time:** Punctuality demonstrates respect for the interviewer's time and conveys professionalism. Aim to arrive 15 minutes early.
- **Make a strong opening:** Begin with a firm handshake, introduce yourself confidently, and maintain eye contact.
- **Be enthusiastic and positive:** Express your genuine interest in the role and the company. Enthusiasm and a positive attitude can make a

significant impact.

- **Answer questions thoughtfully:** Listen attentively to each question and provide clear, concise, and relevant answers. Avoid rambling or giving vague responses.
- **Ask questions:** Asking thoughtful questions at the end of the interview shows your engagement and interest. Prepare a few insightful inquiries about the company, role, or industry.
- **Close strong:** Summarize your key strengths and why you're the best fit for the role. Thank the interviewer for their time and express your enthusiasm for potentially joining the team.

The second interview typically involves more in-depth discussions, technical questions, and meetings with additional members of the team. The company has already screened you and is now looking to further assess your capabilities and ensure you align well with their needs.

- **Review the first interview:** Reflect on your performance in the first interview and identify areas you can improve upon or emphasize further.
- **Prepare for technical questions:** Dig deeper into the company's products, technologies, or processes based on the specific role you're applying for.
- **Practice presenting:** You may be asked to give a presentation or demonstrate your skills. Prepare thoroughly and practice your presentation in advance.

- **Show your enthusiasm:** Reiterate your interest in the role and the company, and explain why you're even more excited after the first interview.
- **Answer technical questions with confidence:** Demonstrate your mastery of relevant concepts, technologies, or industry knowledge. Be concise and provide clear examples of your experience.
- **Present effectively:** Deliver your presentation with clarity and confidence. Highlight your strengths, skills, and how they align with the company's requirements.
- **Integrate with the team:** Engage with team members in a friendly and professional manner. Ask thoughtful questions, demonstrate your ability to work collaboratively, and show that you're a good cultural fit.
- **Be yourself:** Authenticity is crucial. Don't try to be someone you're not, as employers value genuine individuals who can bring unique perspectives to their team.
- **Practice active listening:** Pay undivided attention to the interviewer's questions and respond thoughtfully. Show that you understand their needs and requirements.
- **Follow up promptly:** Send a thank-you note within 24 hours of each interview, reiterating your interest in the role and providing any additional information that may strengthen your application.
- **Be patient:** The hiring process can take time. Stay positive, network with professionals in your field, and continue your job search while you await the outcome of your interviews.


The first and second interviews are critical steps in securing your dream job. By following the comprehensive guidance outlined in this article, you can prepare effectively, make a strong impression, and significantly increase your chances of success. Remember, confidence, authenticity, and thorough preparation are key to leaving a lasting impact on potential employers and securing the job you deserve.



## BIG 4 Master Guide to the 1st and 2nd Interviews

★★★★★ 5 out of 5

Language : English  
File size : 116 KB  
Text-to-Speech : Enabled  
Screen Reader : Supported  
Enhanced typesetting : Enabled  
Word Wise : Enabled  
Print length : 120 pages  
Lending : Enabled




## BIG 4 Master Guide to the 1st and 2nd Interviews

★★★★★ 5 out of 5


Language : English  
File size : 116 KB  
Text-to-Speech : Enabled  
Screen Reader : Supported  
Enhanced typesetting : Enabled  
Word Wise : Enabled  
Print length : 120 pages  
Lending : Enabled





## Chris Hogan: The Everyday Millionaire Who Shares His Secrets to Financial Success

Chris Hogan is an Everyday Millionaire who shares his secrets to financial success. He is the author of the bestselling book "Everyday Millionaires," which has sold over 1...



## The True Story of Genius, Betrayal, and Redemption

In the annals of science, there are countless stories of brilliant minds whose work has changed the world. But there are also stories of...