


# Side Hustle: From Idea to Income in 27 Days

## : Embarking on a Side Hustle Journey

In an era of economic uncertainty and ever-evolving job markets, the concept of a side hustle has gained significant traction. Whether it's to supplement your income, pursue a passion, or lay the foundation for future financial independence, starting a side hustle can be a transformative endeavor. This comprehensive guide will empower you with the knowledge and practical strategies to turn your side hustle dreams into reality within just 27 days.

## Day 1-7: Ideation and Market Research



### Side Hustle: From Idea to Income in 27 Days

by Chris Guillebeau

★★★★☆ 4.5 out of 5

Language : English  
File size : 11095 KB  
Text-to-Speech : Enabled  
Screen Reader : Supported  
Enhanced typesetting : Enabled  
X-Ray : Enabled  
Word Wise : Enabled  
Print length : 251 pages



## Day 1: Identify Your Skills and Passions

Begin by introspecting on your strengths, interests, and what you genuinely enjoy. Focus on activities that you have natural talent for or that you find fulfilling.

## **Day 2: Explore Market Opportunities**

Research the market to identify potential gaps or unmet needs that your side hustle could address. Conduct online searches, attend industry events, and connect with professionals in your field.

## **Day 3: Validate Your Idea**

Test your idea by discussing it with friends, family, or potential customers. Gather feedback, refine your concept, and ensure there is sufficient demand for your product or service.

## **Day 4: Define Your Target Audience**

Clearly identify the specific group of people who would benefit most from your side hustle. Understand their demographics, interests, and pain points.

## **Day 5: Establish Your Value Proposition**

Determine what makes your side hustle unique and valuable compared to competitors. Highlight the specific benefits and solutions you offer.

## **Day 6: Conduct Competitive Analysis**

Research existing businesses and individuals offering similar products or services. Identify their strengths, weaknesses, and opportunities to differentiate your side hustle.

### **Day 7: Finalize Your Idea**

After thorough research and validation, finalize your side hustle concept. Clearly define your target market, value proposition, and how you will differentiate yourself.

### **Day 8-14: Business Planning and Strategy**

#### **Day 8: Choose a Business Structure**

Determine the most suitable business structure for your side hustle, considering factors such as liability, taxation, and growth potential.

#### **Day 9: Name Your Business**

Select a memorable and relevant name that reflects the nature of your business and resonates with your target audience.

#### **Day 10: Develop a Business Plan**

Outline your business goals, strategies, target market, financial projections, and operational procedures in a comprehensive business plan.

#### **Day 11: Set Prices**

Determine the pricing strategy that aligns with your value proposition, target market, and industry benchmarks. Consider offering tiered pricing or value-

based pricing.

## **Day 12: Create a Marketing Plan**

Develop a strategic marketing plan that outlines your target audience, messaging, channels, and promotional activities. Leverage both online and offline channels.

## **Day 13: Secure Funding (If Necessary)**

If external funding is required, explore options such as small business loans, crowdfunding, or angel investors. Prepare a compelling pitch to secure funding.

## **Day 14: Establish Legal and Financial Infrastructure**

Ensure compliance with all legal requirements, such as obtaining necessary licenses and permits. Establish a business bank account and implement accounting systems.

## **Day 15-21: Development and Execution**

### **Day 15: Develop Your Product or Service**

Create or source the products or services you will offer, ensuring high quality, value, and alignment with your target audience.

### **Day 16: Build Your Online Presence**

Establish a website and social media profiles that showcase your side hustle, provide valuable content, and drive traffic to your business.

## **Day 17: Start Marketing and Sales**

Implement your marketing plan and actively promote your side hustle through various channels. Engage with potential customers, build relationships, and drive conversions.

## **Day 18: Deliver Value and Collect Feedback**

Provide exceptional customer service, promptly deliver promised products or services, and collect feedback to continuously improve your offerings.

## **Day 19: Refine and Optimize**

Based on customer feedback and market insights, refine your products, services, and marketing strategies to enhance effectiveness.

## **Day 20: Manage Your Time and Finances**

Establish a dedicated schedule for your side hustle and manage your time effectively. Implement financial tracking systems to monitor expenses and revenue.

## **Day 21: Scale Up and Expand**

Once your side hustle is established, explore opportunities to scale up by expanding your product or service offerings, entering new markets, or forming strategic partnerships.

## **Day 22-27: Growth and Sustainability**

### **Day 22: Invest in Your Side Hustle**

Reinvest a portion of your earnings into your side hustle to enhance your offerings, expand marketing efforts, or acquire additional resources.

### **Day 23: Seek Mentorship and Knowledge**

Identify mentors or industry experts who can provide guidance, support, and insights to help you navigate the challenges of running a successful side hustle.

### **Day 24: Automate and Streamline Processes**

Implement automation tools and streamlining techniques to save time, improve efficiency, and enhance customer experience.

### **Day 25: Diversify Your Income Streams**

Explore additional side hustle opportunities or passive income streams to reduce risk and increase your earning potential.

### **Day 26: Maintain Focus and Motivation**


Stay committed to your side hustle, overcome challenges, and celebrate successes. Seek inspiration and support to maintain your motivation.

### **Day 27: Enjoy the Fruits of Your Labor**

Reflect on your journey, appreciate the progress you have made, and enjoy the financial rewards and personal fulfillment that your side hustle has brought you.

**: Empowering Your Side Hustle Success**

Starting a side hustle in 27 days is a challenging but achievable goal. By following the comprehensive strategies outlined in this guide, you can lay the foundation for a successful and rewarding endeavor. Remember to embrace agility, adapt to market changes, and continuously seek improvement. With dedication, perseverance, and a clear plan, your side hustle has the potential to transform your financial situation, fuel your passions, and contribute to a fulfilling and prosperous life.



## Side Hustle: From Idea to Income in 27 Days

by Chris Guillebeau


★★★★☆ 4.5 out of 5

Language : English  
File size : 11095 KB  
Text-to-Speech : Enabled  
Screen Reader : Supported  
Enhanced typesetting : Enabled  
X-Ray : Enabled  
Word Wise : Enabled  
Print length : 251 pages



## Chris Hogan: The Everyday Millionaire Who Shares His Secrets to Financial Success

Chris Hogan is an Everyday Millionaire who shares his secrets to financial success. He is the author of the bestselling book "Everyday Millionaires," which has sold over 1...



## The True Story of Genius, Betrayal, and Redemption

In the annals of science, there are countless stories of brilliant minds whose work has changed the world. But there are also stories of...